



BANKURA UNIVERSITY

(West Bengal Act XIX of 2013- Bankura University Act, 2013)

Main Campus, P.O.: Purandarpur, Dist.: Bankura,

Pin- 722155, West Bengal

Office of the Controller of Examinations

Ref. No.: BKU/CE/UG/358/2021

Date: 18.06.2021

NOTIFICATION

Subject: Enrolment form fill-up of UG Semester II, IV & VI Honours & Programme students in relation to UG Even Semester Examinations of the A.Y. 2020 – 21

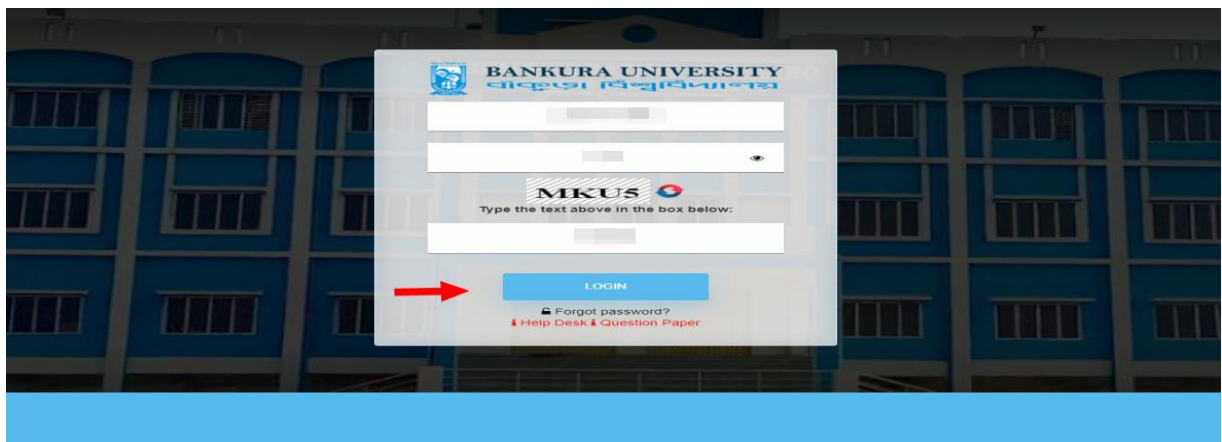
As directed, it is hereby notified for information of all concerned that **Enrolment form fill-up of UG Semester II, IV & VI Honours & Programme students in relation to UG Even Semester Examinations of the A.Y. 2020 – 21** has to be completed online at Bankura University exam portal. All the students are advised to select their subjects carefully and submit online. **The enrolment portal will remain live on and from 21.06.2021 to 28.06.2021.** Students have to pay the enrolment fees at their own colleges.

Enrolment Fees: **Rs 100/-** for all UG Semesters II, IV & VI students (both Honours & Programme)

If there is any error / wrong filling up of Enrolment Form, students are advised to contact their colleges for necessary correction.

Procedure for the Enrolment form fill-up of UG Semester II, IV & VI Honours & Programme students in relation to UG Even Semester Examinations of the A.Y. 2020 – 21

Step 1: Using **UID & Password**, which you have used during filling up the odd semester exam form, and entering the **Captcha** login to Bankura University Examination portal.



Step 2: In the pop-up window if the information is correct then click on **Skip** else provide the information and click on **Update**.

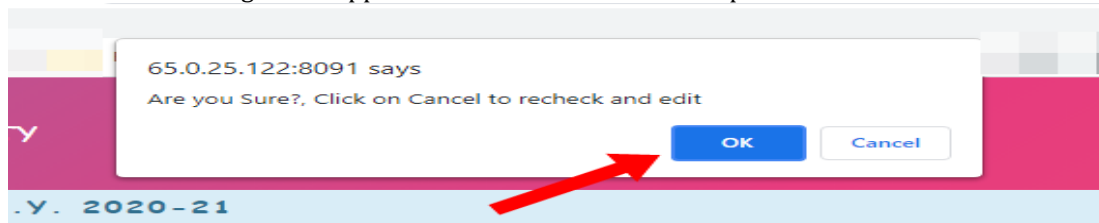
Step 3: Click on Enrollment.



Step 4: Select the subject corresponding to each window carefully, especially when a subject is to be selected among multiple subjects. For any confusion during selection of subjects a student may contact with her/his own college. Click on the **Check Box** then on **Submit** button to proceed further.

The screenshot shows the 'UG Sem- II Enrollment, A.Y. 2020-21' form. It has a header with the Bankura University logo and name. The form contains several dropdown menus for selecting subjects: 'HONS IN : BENGALI', 'C-3:', 'C-4:', 'GE-2:', and 'MIL COMMUNICATION:'. Below these is a checkbox with the text 'I, declare that all the above information are correct to the best of my knowledge.' and a 'Submit' button. Red arrows point to the checkbox and the 'Submit' button.

Step 5: A Confirmation dialogue box appears on the screen. Click **OK** to proceed or on **Cancel** to edit the subjects.



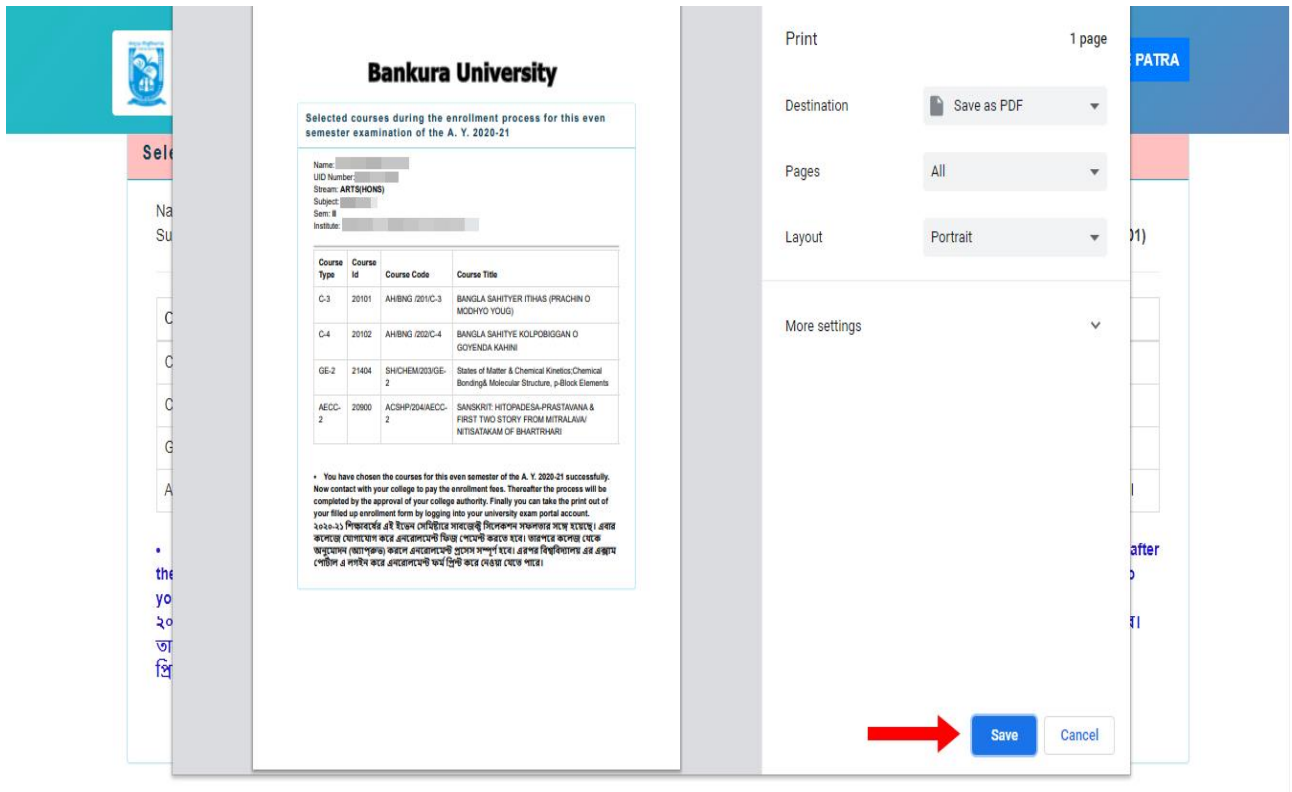
Step 6: The following screen containing selected subjects and an information regarding the process will appear. Click on the **Download** button to continue else you may also exit without downloading the form by clicking on **Exit**.

The screenshot shows the 'Selected courses during the enrollment process for this even semester examination of the A. Y. 2020-21' screen. It has a header with the Bankura University logo and name. Below the header is a table with columns 'Course Type', 'Course Id', 'Course Code', and 'Course Title'. The table contains four rows of course information. Below the table is a paragraph of text and two buttons: 'Download' and 'Exit'. A red arrow points to the 'Download' button.

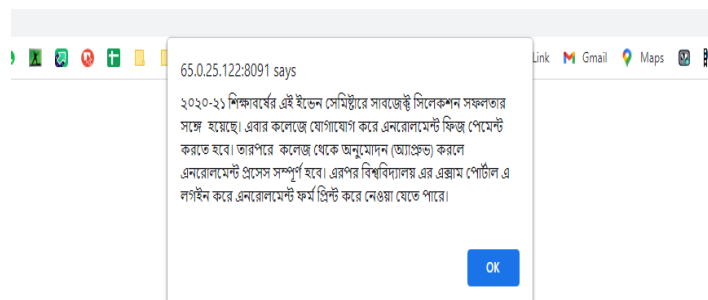
Course Type	Course Id	Course Code	Course Title
C-3	20101	AH/BNG /201/C-3	BANGLA SAHITYER ITIHAS (PRACHIN O MODHYO YOUNG)
C-4	20102	AH/BNG /202/C-4	BANGLA SAHITYE KOLPOBIGGAN O GOYENDA KAHINI
GE-2	21404	SH/CHEM/203/GE-2	States of Matter & Chemical Kinetics; Chemical Bonding & Molecular Structure, p-Block Elements
AECC-2	20900	ACSHP/204/AECC-2	SANSKRIT: HITPADESA-PRASTAVANA & FIRST TWO STORY FROM MITRALAVA/ NITISATAKAM OF BHARTRHARI

Download **Exit**


Step 7: Once you click on **Download** the following screen will appear. On the screen click on the **Save** button to save the form on your device. If you don't want to save the form then click on **Cancel**.



Step 8: After saving the file you will be redirected to the prior screen. Click on **Exit**. The following screen will appear. Click on **OK** button to exit from the portal.



STEP 9: A student must contact with her/his college to pay the enrolment fees. After the payment of enrolment fees and then by the approval of the college authority the enrolment process will be completed. The student will have to login again to the University exam portal using the same log in credentials to check the status of enrollment.



Step 10: Click on the above link to download the Enrollment Slip. Click on **Print** to save the document as PDF on your device.



18-06-2021

BANKURA UNIVERSITY

Receipt for Enrollment in Semester IV of the Academic Year 2020-21 for degree in MICROBIOLOGY(HONS)

_____ has applied for enrollment in the following subjects in Semester IV of the Academic Year 2020-21

Course Type	Course Id	Course Code	Course Title
C-8	42201	SH/MCB/ 401/C-8	Microbial Genetics
C-9	42202	SH/MCB/ 402/ C-9	Environmental Microbiology
C-10	42203	SH/MCB/ 403/C-10	Food and Dairy Microbiology
GE-4	40604	AH/PHI/404/GE-4	PHILOSOPHY - Western Ethics
SEC-2	42205	SH/MCB/ 405/SEC-2	Microbial diagnosis in health clinics

Sd/-
Controller of Examinations
Bankura University



Sd/-

Dr. Shibaji Panda
Controller of Examinations

Copy to:

1. The Registrar, Bankura University
2. The Dean, Bankura University
3. The Inspector of Colleges, Bankura University
4. All Principals/TiCs/OiCs of affiliated colleges of Bankura University
5. The Co-ordinator Santali Vernacular, Bankura University
6. The Secretary to the Hon'ble Vice Chancellor, Bankura University